





PIRELLI WINTER TIRES

<i>ICE CONTROL</i>				<i>CARVING EDGE</i>			
	Snow Performance	5	-made from eco-friendly materials that reduce CO2 emissions & fuel consumption - circumferential boxes, small grooves and milled surface delivers increased traction, stability & braking on ice - directional tread design allow for increased traction and braking on snow		Snow Performance	5	- studable tire for extreme weather conditions - continuous central rib delivers superior handling on slippery surfaces - optimized tread block geometry delivers increased traction on snow and ice - arrow tread design delivers improved water expulsion reducing risk of aquaplaning - optimized stud hole layout reduces risk of loss of studs
	Wet Performance	4			Wet Performance	4	
	Dry Performance	3			Dry Performance	3	
	Comfort	4			Comfort	3	
<i>SNOW CONTROL SERIE II</i>				<i>SOTTOZERO SERIE II</i>			
	Snow Performance	5	- moderate to extreme weather conditions - directional tread pattern reduces risk of hydroplaning - siped longitudinal grooves increases traction on snowy surfaces - thin spine technology allows for excellent handling and braking on all road conditions		Snow Performance	5	- built to be the ultimate defense against winter driving conditions - Best in Class in performance, handling, traction and safety - new temperature dynamic compound provides comfort and enjoyment in dry or wet conditions
	Wet Performance	4			Wet Performance	5	
	Dry Performance	4			Dry Performance	5	
	Comfort	4			Comfort	5	

LEGEND: 1- Standard; 2- Good; 3- Vey Good; 4- Excellent; 5- Top

*Description and images taken from Pirelli.com November 2011 [<http://www.pirelli.com/tire/ca/en/car>]